

CIVA Free Known Programme 1

Check List for Advanced Power 2017

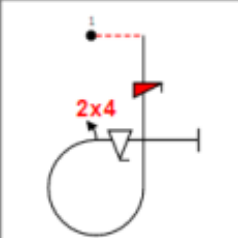
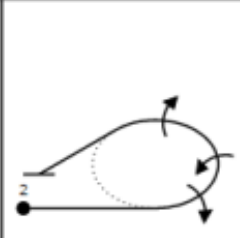
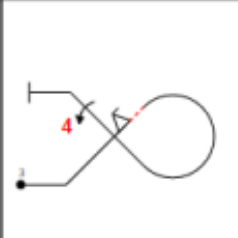
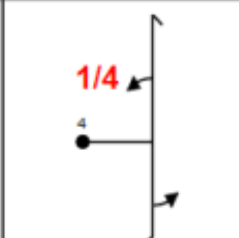
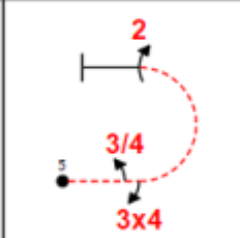


Team:	Pilot Name:	Event:
--------------	--------------------	---------------

V1 01-01-17

<i>Elements to Check:</i>	<i>Correct</i>	<i>Incorrect</i>
The sequence must be submitted as a computer file that provides the approved CIVA Forms A, B and C, or alternatively CIVA Forms L and R.		
The sequence must comprise TEN figures – no more and no less.		
The FIVE Advanced “Known” figures for 2017 must be clearly identified, and used without change from the CIVA 2017 published format; see below.		
The FIVE “Free” figures added by the competitor must be clearly identified and the whole sequence must in every respect comply with Section-6 part-1 regulations.		
No repetition of catalogue numbers is allowed.		
The Form-A Catalogue numbers must be correct versus Form B, or L versus R.		
Form A matches Form B , Form B matches Form C, or Form L matches Form R.		
The maximum Total K allowed = 320.		

For 2017 the 5 approved figures for the Advanced power category are as shown here:

 <p>Fig A 8.6.2.4(12) 9.12.1.4(7) 9.4.3.2(5) 9.9.3.4(11) K: 35</p>	 <p>Fig B 2.3.5.3(36) K: 36</p>	 <p>Fig C 7.3.2.1(14) 9.9.2.2(13) 9.4.2.4(13) K: 40</p>	 <p>Fig D 5.2.1.1(17) 9.1.1.1(6) 9.1.5.2(4) K: 27</p>	 <p>Fig E 7.2.1.2(8) 9.1.3.3(6) 9.4.3.3(8) 9.2.3.4(9) K: 31</p>
---	--	--	---	--

Checked by:		Date:
Initials	Signature	