

CIVA Free Known Programme 1

Check List for Advanced Power 2018

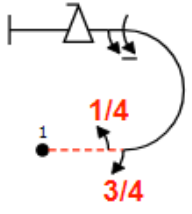
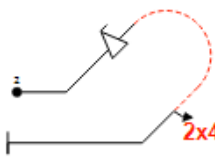
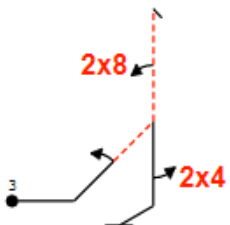
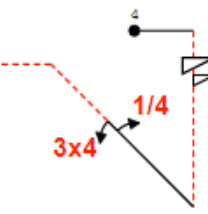
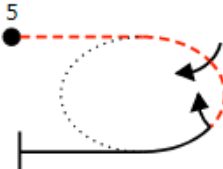


Team:	Pilot Name:	Event:
--------------	--------------------	---------------

V1 01-01-18

<i>Elements to Check:</i>	<i>Correct</i>	<i>Incorrect</i>
The sequence must be submitted as a computer file that provides the approved CIVA Forms A, B and C, or alternatively CIVA Forms L and R.		
The sequence must comprise TEN figures – no more and no less.		
The FIVE Advanced “Known” figures for 2018 must be clearly identified, and used without change from the CIVA 2018 published format; see below.		
The FIVE “Free” figures added by the competitor must be clearly identified and the whole sequence must in every respect comply with Section-6 part-1 regulations.		
No repetition of catalogue numbers is allowed.		
The Form-A Catalogue numbers must be correct versus Form B, or L versus R.		
Form A matches Form B , Form B matches Form C, or Form L matches Form R.		
The maximum Total K allowed = 320.		

For 2018 the 5 approved master figures for the Advanced power category are as shown here:

 <p>Fig A 7.2.4.2(6) 9.1.3.1(2) 9.1.3.3(6) 9.1.3.6(10) 9.9.3.4(11) K: 35</p>	 <p>Fig B 8.4.18.1(14) 9.9.2.4(13) 9.4.4.2(5) K: 32</p>	 <p>Fig C 5.3.2.1(24) 9.1.2.2(6) 9.8.1.1(7) 9.4.5.2(5) K: 42</p>	 <p>Fig D 1.2.8.3(15) 9.11.1.6(3) 9.1.2.1(4) 9.4.2.3(10) K: 32</p>	 <p>Fig E 2.2.3.2(24) K: 24</p>
---	--	---	--	--

Checked by:		Date:
Initials	Signature	