

CIVA Free Known Programme 1 Check List for Intermediate / Yak-52 Power 2018

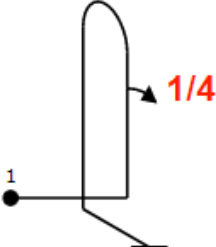
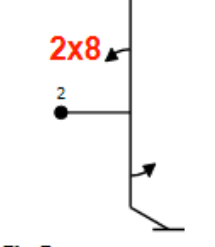
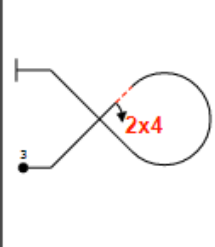
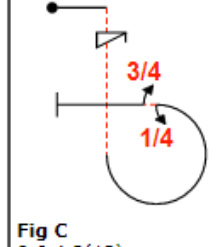
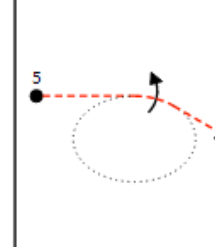


Team:	Pilot Name:	Event:
--------------	--------------------	---------------

V1 01-01-18

<i>Elements to Check:</i>	<i>Correct</i>	<i>Incorrect</i>
The sequence must be submitted as a computer file that provides the approved CIVA Forms A, B and C, or alternatively CIVA Forms L and R.		
The sequence must comprise TEN figures – no more and no less.		
The FIVE Intermediate/Yak52 “Known” figures for 2018 must be clearly identified, and used without change from the CIVA 2018 published format; see below.		
The FIVE “Free” figures added by the competitor must be clearly identified and the whole sequence must in every respect comply with Section-6 part-1 regulations.		
No repetition of catalogue numbers is allowed.		
The Form-A Catalogue numbers must be correct versus Form B, or L versus R.		
Form A matches Form B , Form B matches Form C, or Form L matches Form R.		
The maximum Total K allowed = 200.		

For 2018 the 5 approved master figures for the Intermediate / Yak-52 power category are as shown here:

 <p>Fig A 8.4.1.1(13) 9.1.1.1(6) K: 19</p>	 <p>Fig B 5.2.1.1(17) 9.8.1.1(7) 9.1.5.2(4) K: 28</p>	 <p>Fig C 7.3.2.1(14) 9.4.2.2(7) K: 21</p>	 <p>Fig C 8.6.4.3(13) 9.11.1.4(5) 9.1.3.1(2) 9.1.3.3(6) K: 26</p>	 <p>Fig E 2.1.3.4(16) K: 16</p>
--	---	--	--	---

Checked by:		Date:
Initials	Signature	